Supporting Information

Weinreb Amide Approach to the Practical Synthesis of a Key Remdesivir Intermediate

Yuanchao Xie, [a] Tianwen Hu, [b, c] Yan Zhang, [b, c] Daibao Wei, [b, c] Wei Zheng, [a, c] Fuqiang Zhu, [d] Guanghui Tian, [d] Haji A. Aisa, [b, c*] and Jingshan Shen [a, c*]

[a] Shanghai Institute of Materia Medica, Chinese Academy of Sciences, 555 Zuchongzhi Road, Shanghai 201203, P. R. China

[b] Key Laboratory of Plant Resources and Chemistry in Arid Regions, Xinjiang Technical Institute of Physics and Chemistry, Chinese Academy of Sciences, South Beijing Road 40-1, Urumqi, Xinjiang 830011, P. R. China

[c] University of Chinese Academy of Sciences, No. 19A Yuquan Road, Beijing 100049, P. R. China

[d] Topharman Shanghai Co., Ltd., No.388 Jialilue Road, Zhangjiang Hitech Park, Shanghai 201203 P. R. China

[*] E-mail: haji@ms.xjb.ac.cn and shenjingshan@simm.ac.cn

Table of Contents

Copies of ^{1}H and ^{13}C{^{1}H} NMR charts of **10**.....S2
Copies of ^{1}H and ^{13}C{^{1}H} NMR charts of **11a**.....S3
Copies of ^{1}H and ^{13}C{^{1}H} NMR charts of **11b**.....S4
Copies of ^{1}H and ^{13}C{^{1}H} NMR charts of **11c**.....S5
Copies of ^{1}H and ^{13}C{^{1}H} NMR charts of **12a**.....S6
Copy of ^{1}H NMR chart of **5**.....S7

^{1}H NMR Spectrum of (2R,3R,4R)-2,3,5-tris(benzyloxy)-4-hydroxy-N-methoxy-N-methylpentanamide (**10**) (500 MHz, DMSO-d_6)

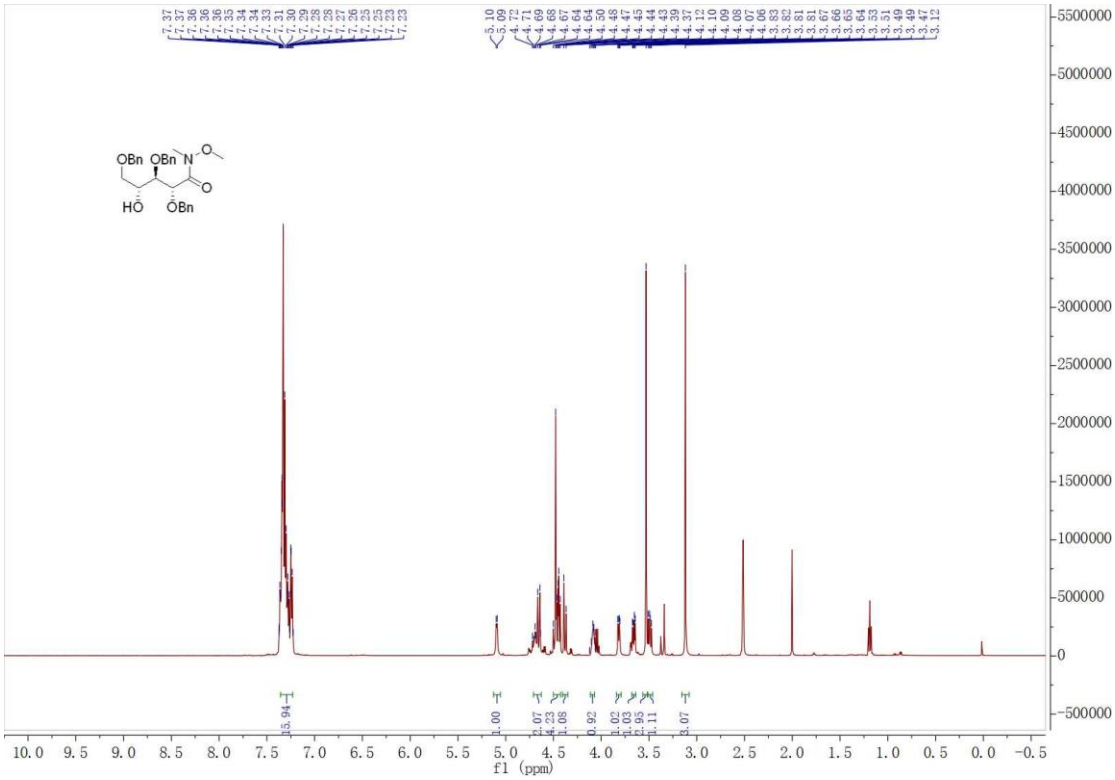

^{13}C{^{1}H} NMR Spectrum of (2R,3R,4R)-2,3,5-tris(benzyloxy)-4-hydroxy-N-methoxy-N-methylpentanamide (**10**) (126 MHz, DMSO-d_6)

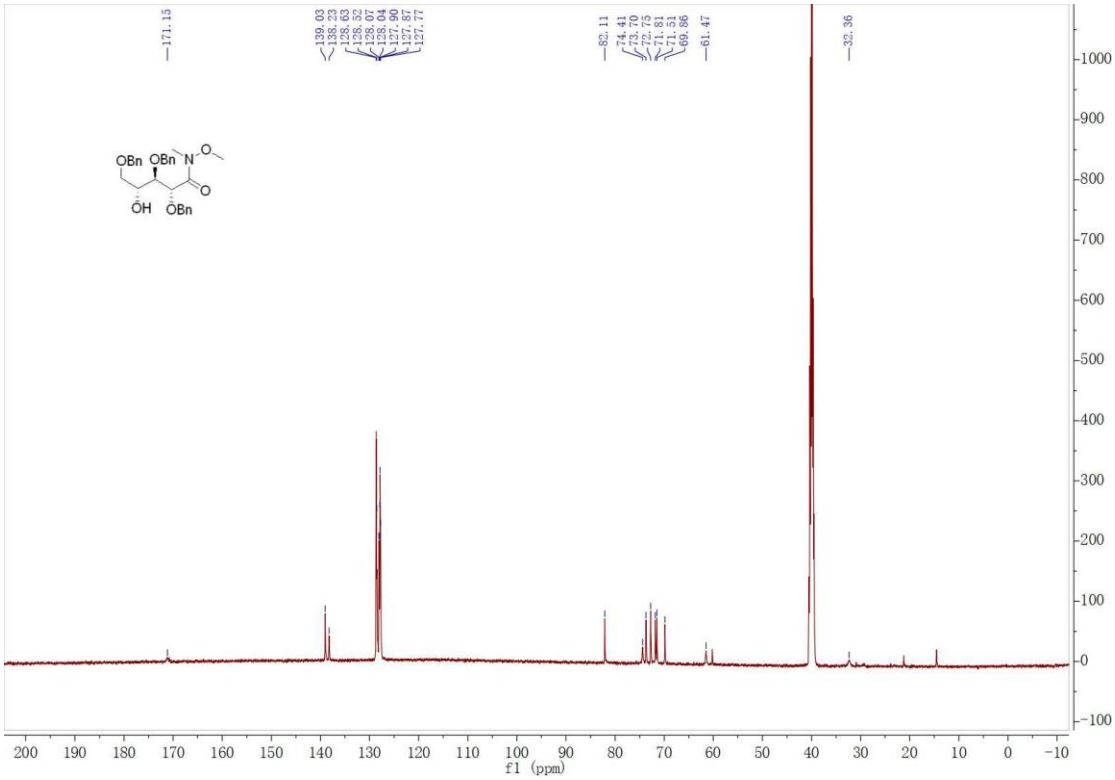

^{1}H NMR Spectrum of (2R,3S,4R)-2,3,5-tris(benzyloxy)-4-((tert-butyldimethylsilyl)oxy)-N-methoxy-N-methylpentanamide (**11a**) (600 MHz, DMSO-d_6)

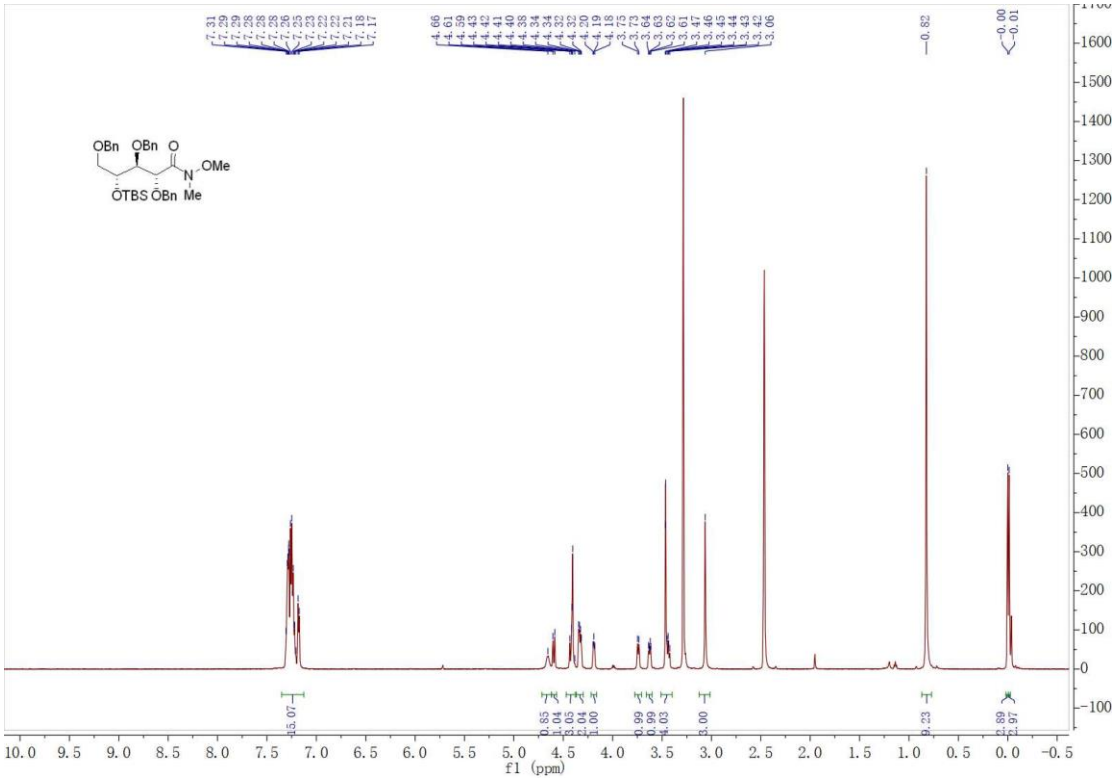

^{13}C{^{1}H} NMR Spectrum of (2R,3S,4R)-2,3,5-tris(benzyloxy)-4-((tert-butyldimethylsilyl)oxy)-N-methoxy-N-methylpentanamide (**11a**) (126 MHz, DMSO-d_6)

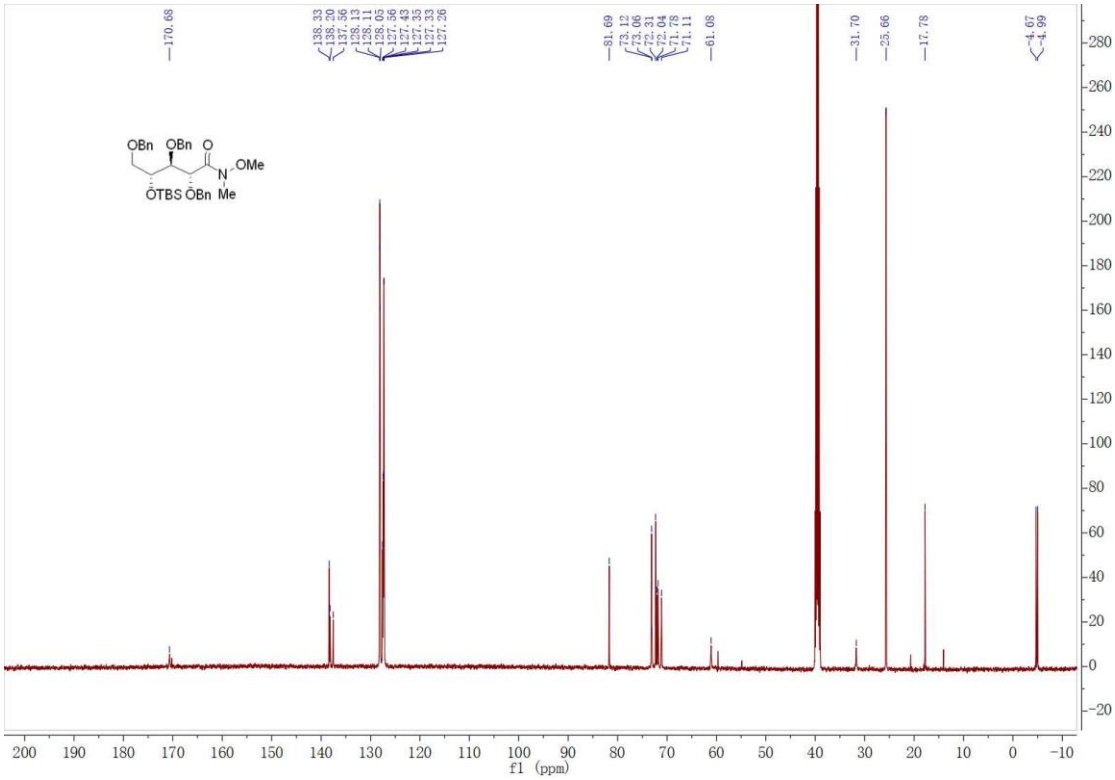

^{1}H NMR Spectrum of (2R,3S,4R)-2,3,5-tris(benzyloxy)-4-((triethylsilyl)oxy)-N-methoxy-N-methylpentanamide (**11b**) (500 MHz, DMSO-d_6)

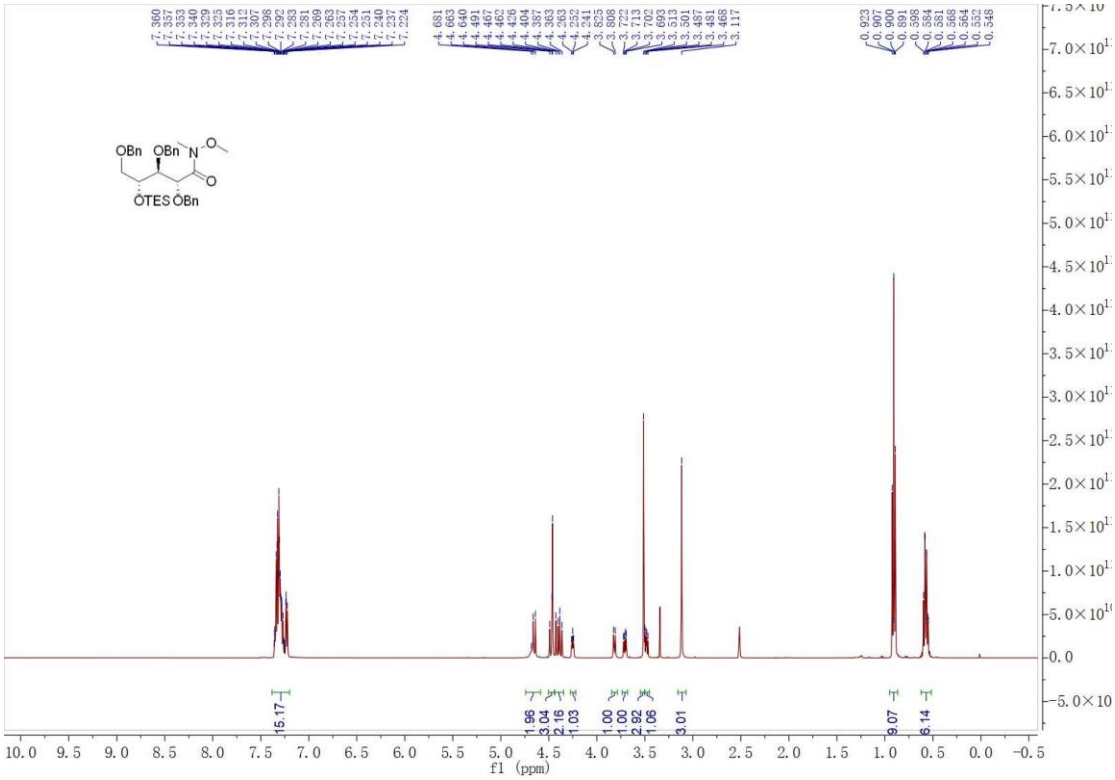

^{13}C{^{1}H} NMR Spectrum of (2R,3S,4R)-2,3,5-tris(benzyloxy)-4-((triethylsilyl)oxy)-N-methoxy-N-methylpentanamide (**11b**) (151 MHz, DMSO-d_6)

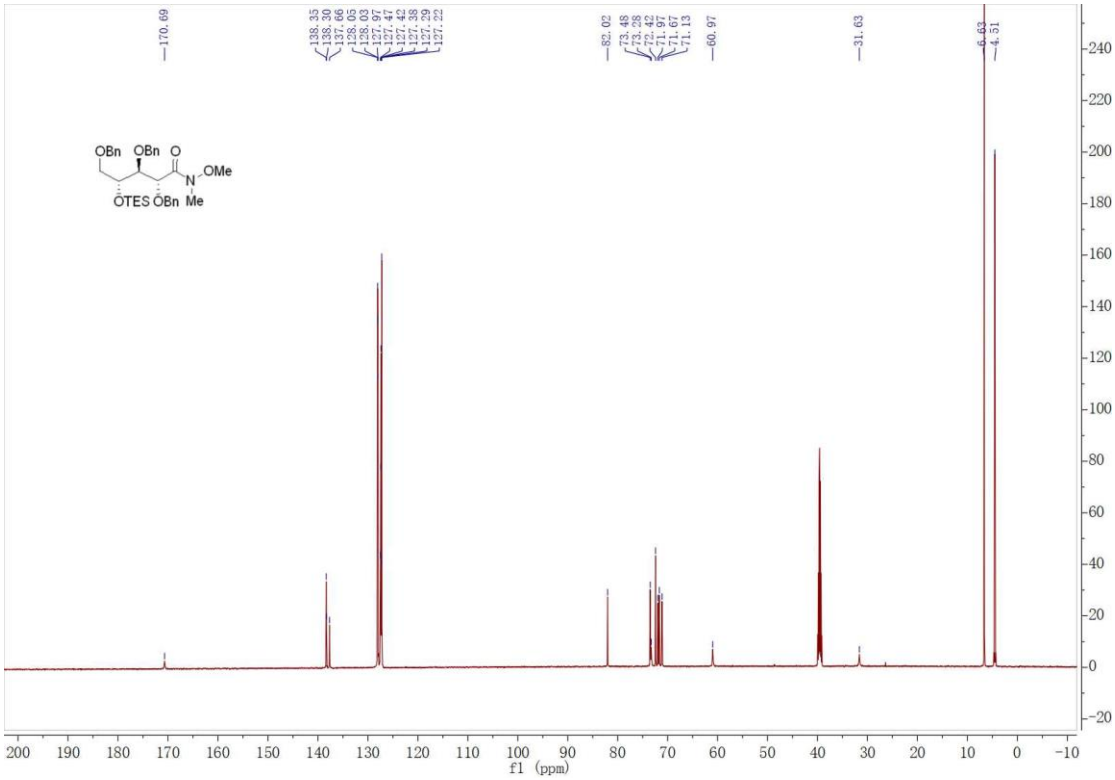

^{1}H NMR Spectrum of (2R,3S,4R)-2,3,5-tris(benzyloxy)-4-((trimethylsilyl)oxy)-N-methoxy-N-methylpentanamide (**11c**) (500 MHz, DMSO-d_6)

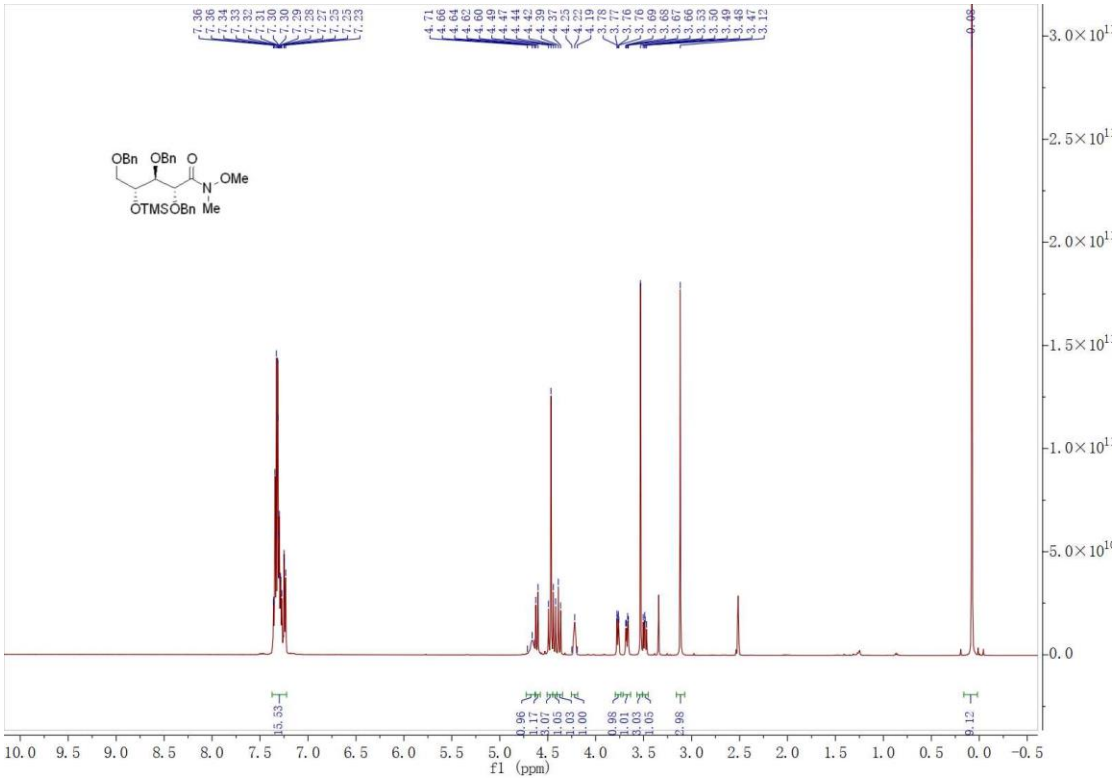

^{13}C{^{1}H} NMR Spectrum of (2R,3S,4R)-2,3,5-tris(benzyloxy)-4-((trimethylsilyl)oxy)-N-methoxy-N-methylpentanamide (**11c**) (126 MHz, DMSO-d_6)

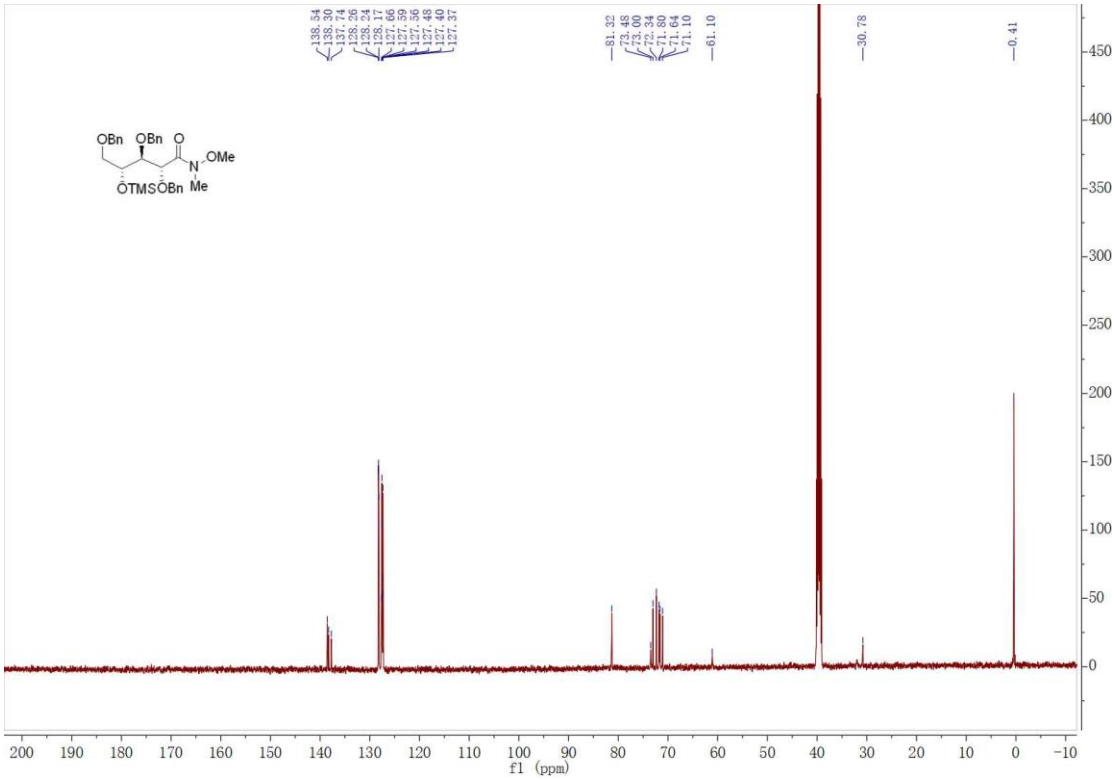

$^{13}C\{^{1}H\}$ NMR Spectrum of (2R,3S,4R)-2,3,5-tris(benzyloxy)-4-((trimethylsilyl)oxy)-N-methoxy-N-methylpentanamide (**11c**) (126 MHz, $CDCl_3$)

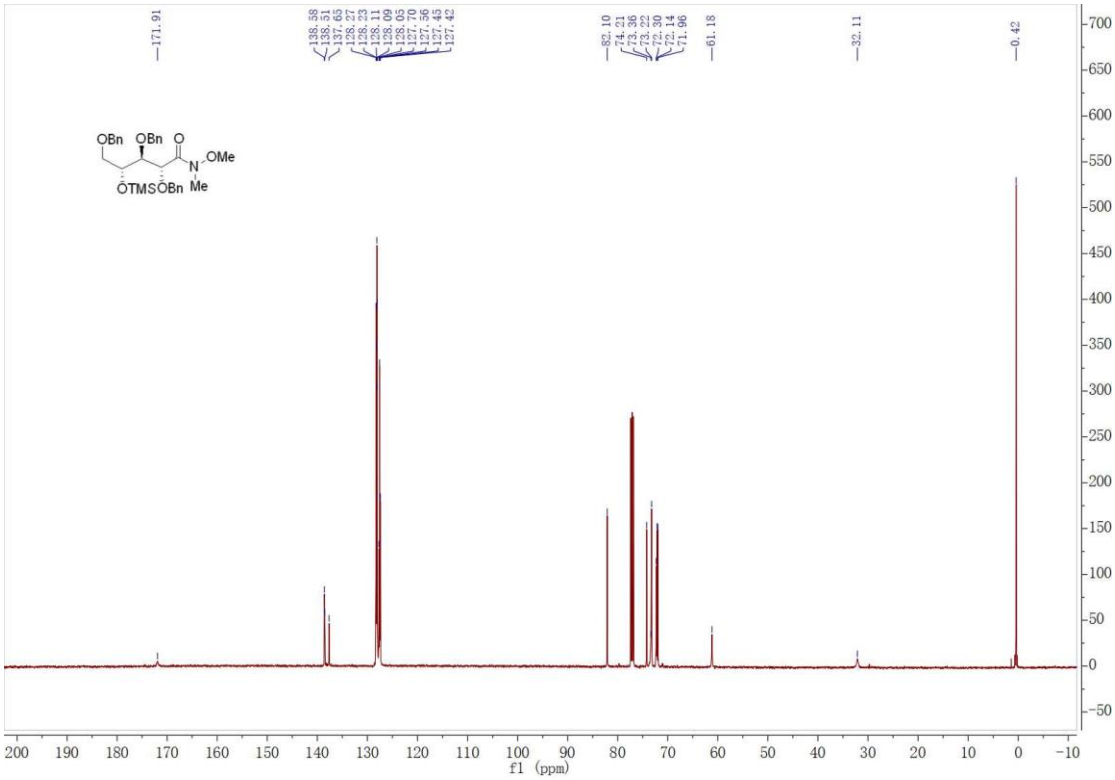

^{1}H NMR Spectrum of (2R,3S,4R)-1-(4-aminopyrrolo[2,1-f][1,2,4]triazin-7-yl)-2,3,5-tris(benzyloxy)-4-((tert-butyldimethylsilyl)oxy)pentan-1-one (**12a**) (500 MHz, DMSO-d_6)

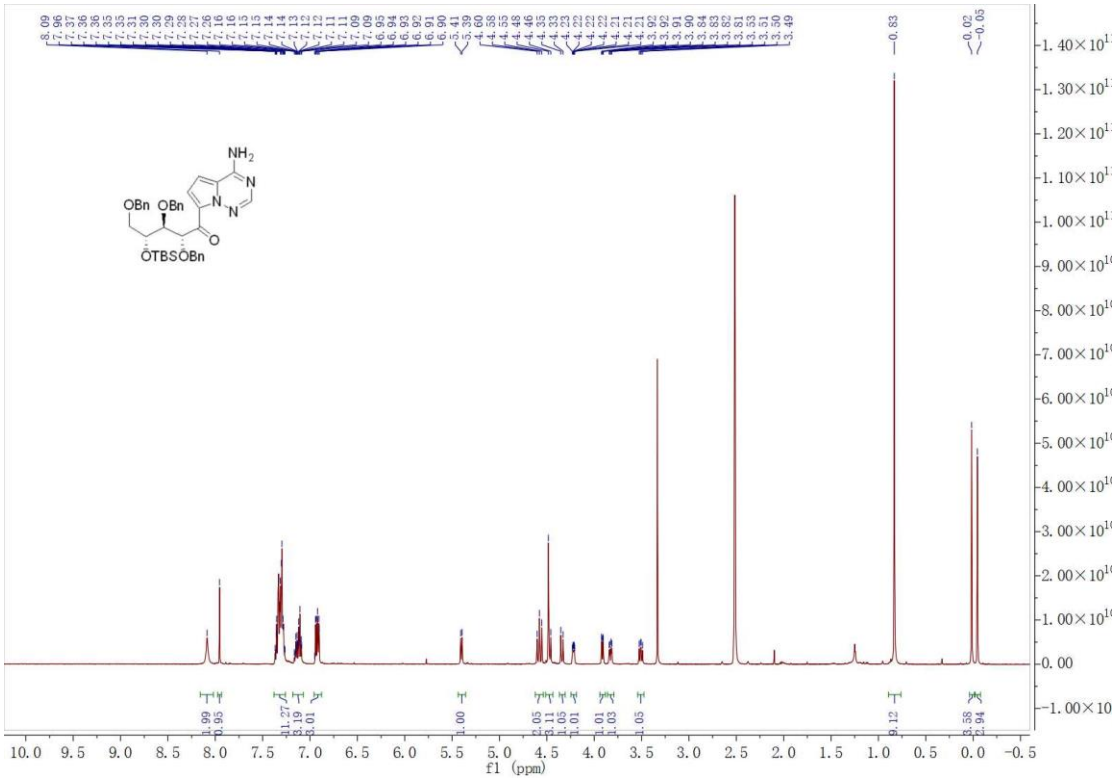

$^{13}C\{^{1}H\}$ NMR Spectrum of (2R,3S,4R)-1-(4-aminopyrrolo[2,1-f][1,2,4]triazin-7-yl)-2,3,5-tris(benzyloxy)-4-((tert-butyldimethylsilyl)oxy)pentan-1-one (**12a**) (126 MHz, DMSO-d_6)

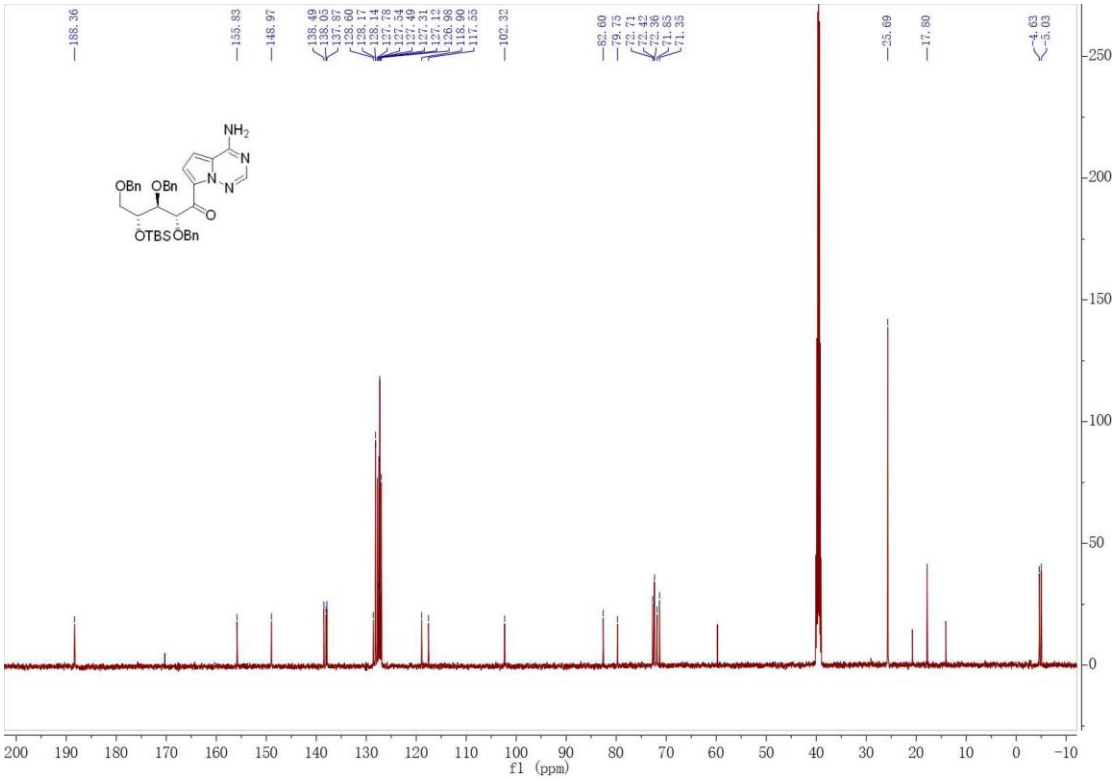
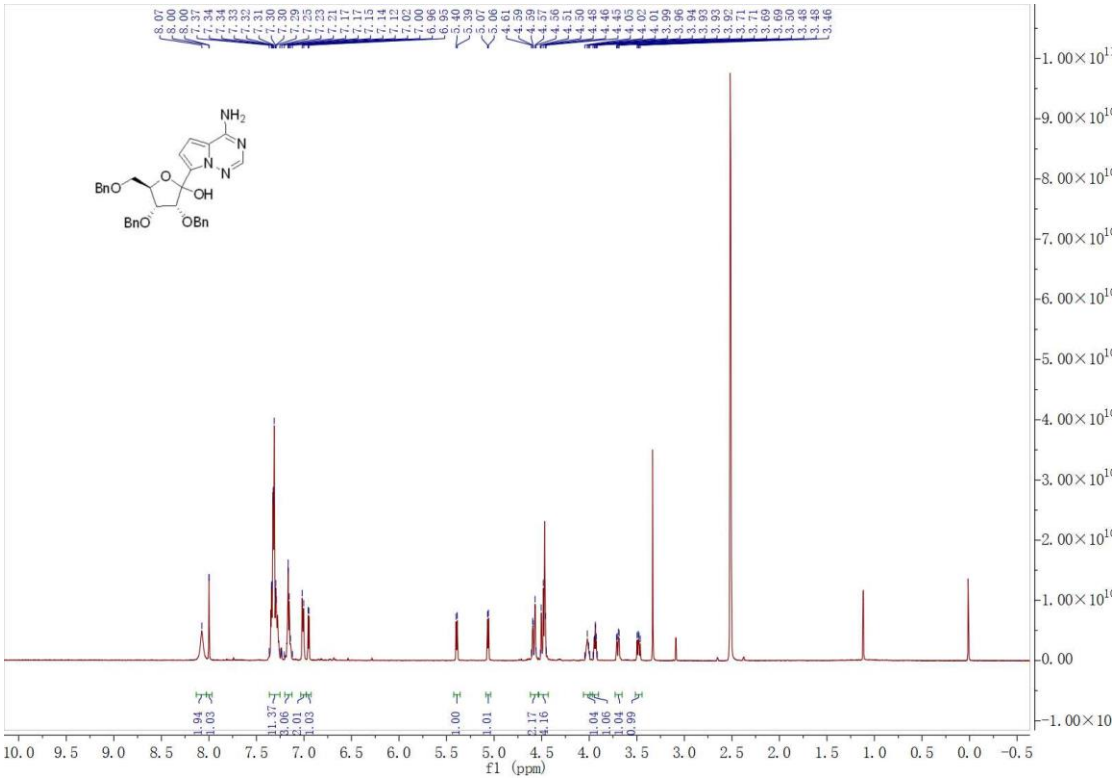
^{1}H NMR Spectrum of (3R,4R,5R)-2-(4-aminopyrrolo[2,1-f][1,2,4]triazin-7-yl)-3,4-bis(benzyloxy)-5-((benzyloxy)methyl)tetrahydrofuran-2-ol (**5**) (500 MHz, DMSO-d_6)